

**GARAGE GORILLA PLATFORM  
MODEL# GG3672PS**

**Included:**


**A – side angle iron x 6**



**B – corner angle x 4**




**C – middle angle iron connector x 2**



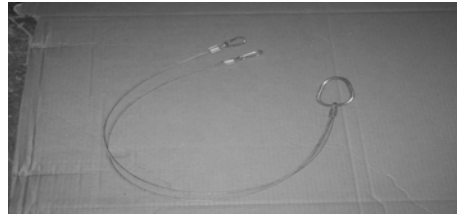
**D – slat inserts x 7**



**E – bolt, nut and washer set x 40**



**F – platform cable x 2**



Layout (A) in a square shape so that each end meets. Attach (A) together by bolting on (B) and (C) to corners and front and back center, using (E). Insert each slat (D) into square, approx 2” apart and bolt together using (E). Attach (F), by attaching big hook end to cable and split small hook ends to each corner on each side. You should have a 36” x 72” platform in place as shown.

For Product information call  
800-954-6745

Made in China

